



ALL HANDS[®]

FIRE EQUIPMENT & TRAINING

2015-16

TRAINING CATALOG



www.AllHandsFire.com

www.AllHandsFireTraining.com

Training Center and Public Safety Store located at

7 Third Avenue Neptune City, New Jersey 07753

Phone: 888.681-1009 | Fax: 888.681.0031 | Email: Training@AllHandsFire.com



ABOUT US



MISSION STATEMENT

All Hands Fire Equipment LLC was founded and operates today on many of the same principles as the fire service. Tradition, Dedication, Pride and Vision. These beliefs have facilitated the growth and prosperity of All Hands Fire since 2001. All Hands Fire will honor these core values as we continue to grow, develop and meet the challenges, needs and demands of our customers. This is accomplished through our secure e-commerce website, social media outlets, customer interaction at our store, on-site/direct customer visits and through our training classes. Our service to public safety professionals and all customers is represented by our commitment to offer quality products, efficient processes and reliable delivery, and to always maintain the highest levels of customer service and safety.

GENERAL INFORMATION

Address:

ALL HANDS FIRE EQUIPMENT & TRAINING CENTER
7 Third Avenue (corner of Memorial Drive)
Neptune City, Monmouth County, New Jersey 07753
** Parking and walk-in entrance off Third Avenue*

Hours of Operations:

Retail Store is open Monday – Friday from 9:00 am to 5:00 pm.
Training Center hours will vary depending on class scheduling.
Students will be permitted to the facility 30 minutes prior to the start of the class start time.

Registration

Students registration can be submitted through www.AllHandsFire.com, submission of a municipal purchase order, by visiting our retail store or by calling our Customer Service and providing a credit card. Students are asked to register early (at least two weeks before the class date), because classes fill up quickly.

Payment

All Hands Fire accepts cash, credit cards, money orders or municipal purchase orders. Students are required to pay in full prior to the class.

Student Cancellation and Refund Policy

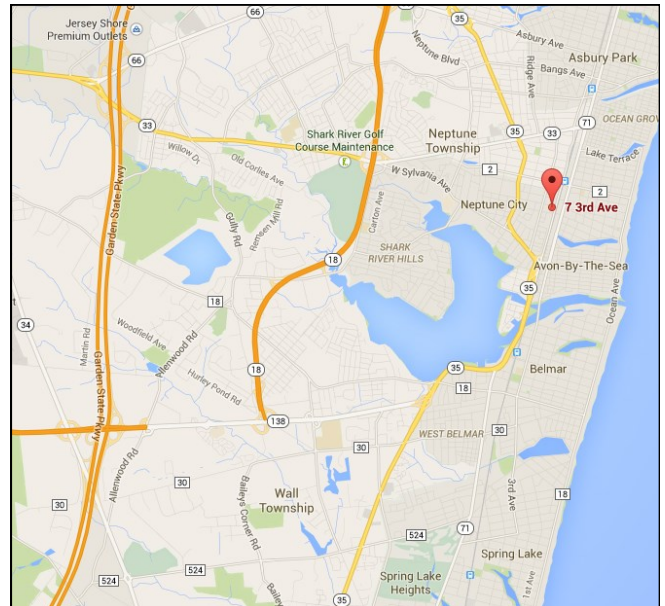
Students are permitted to cancel for a full refund up to 48 hours prior to the start of the class. If a student cancels within the 48 hours, they shall only be refunded one half of the class cost. There will be no refunds for students who fail to attend class. During multiple day classes, students who do not complete the class and/or do not show for one or more days, there shall be no refund.


Hold-Harmless Waiver

All students will be required to sign a “Hold Harmless” waiver form prior to participating in the class. A copy of the waiver can be sent to the customer upon request.

Terms & Conditions

Additional terms and conditions apply.





SAFETY IS EVERYONE'S RESPONSIBILITY!
There are risks when participating in firefighting, rescue, rope and related training. Serious injury or death can occur. If you see something, say something. Be prepared, be observant, be ready. Safety is everyone's responsibility.



ALL HANDS FIRE TRAINING CENTER



All Hands Fire Equipment LLC has created a very unique business model for its thousands of customers. It incorporates the industries best and most recognizable fire, rescue and safety equipment; and adds to that informative and dynamic training classes. So a customer can purchase a product and then have their staff trained in its use, or receive training on technique, industry accepted operational instruction and scenario-based training. In support of these efforts, All Hands Fire has opened a Training Center at their facility in Neptune City, New Jersey.



The All Hands Fire Equipment facility is 6,000 square feet and includes an indoor Training Center. The Training Center includes a Classroom and a large warehouse space to accommodate hands-on training sessions.



The first training class was held in August 2014. In first six short months, more that 500 students received training at our facility.

CLASSROOM

- Seating for 25 students (with tables)
- Seating for 50 students (without tables)
- Two 52-inch LED monitors
- Climate controlled

TRAINING CENTER

- Independent / Free standing two story training structure
- Three “bailout” windows with anchors
- Windows for ground ladder training
- Victim removals from second floor windows
- Firefighter Rescue training
- Victim rescue and removals up/down stairwells
- Search & Rescue / Victim removal training
- Forcible Entry training
- Mayday / Survival challenge course
- Confined Space prop / pipes
- High point anchors for rope rescue training
- Rope Assisted Search / Large Area Search training
- Situational Awareness training
- Denver Drill
- Nance /Columbus Drill
- And much more



CLASS PROGRAMS

- Are available at www.AllHandsFireTraining.com

TRAINING NATIONWIDE - WE CAN COME TO YOU

Many of our customers hire All Hands Fire to provide training within their jurisdiction, at their firehouses and fire academies, and local acquired (vacant) structures. Our instructors travel nationwide to provide quality training at reasonable prices. Please contact us for a detailed proposal and pricing.





INSTRUCTORS



All Hands Fire Equipment & Training maintains a staff of instructors who have practical experience in command and control, operating at major fires, responses to emergencies and disasters, including the World Trade Center on September 11, plane crashes, technical rescues and major storms including Katrina, Irene and Sandy. Their experience comes from working in some of the busiest fire departments and organizations in the country, including: Fire Department of New York (FDNY), City of Newark (NJ), City of Paterson (NJ), City of Jersey City (NJ), City of Trenton (NJ), North Hudson Regional (NJ), Washington (DC), City of Wichita (KS), City of Alexandria (VA), Montgomery County (MD), as well as several regional Urban Search & Rescue Teams and other agencies.

When you choose to receive training from All Hands Fire, you are choosing a team that has trained THOUSANDS of firefighters and workers who are responsible for safety and rescue operations. Our instructors have had the great pleasure to teach at FDIC, Firehouse EXPO, regional seminars, FOOLS events and many other training sessions. We look forward to the opportunity to teach at your agency!




Don,
The Swift Water Rescue class was excellent and everything went great. We had a lot of questions answered and it really gave us an idea and direction to go with our further training. It definitely looks like ill be contacting you in the future for the rest of the water rescue classes. Thanks again as always a great experience with you guys.

- Captain Robert Drako Spotswood Fire Department, NJ

Hi Don,
I would like to thank you and your crew for all the help you gave us in selecting and implementing our bailout system. The instructors left us feeling confident in our abilities to utilize the Sterling F4 product and also to instruct others in its use. You should be proud of the professionalism and knowledge displayed by Jim, Luis, and Eric. Thanks again for all the help.

- Lieutenant Mike Dinsmore Henrietta Fire Department, NY



CLASSES TO SUIT YOUR NEEDS:

Our instructors can customize a training class to meet specific needs for your fire department, agency or organization. You can also choose from our list of class programs contained in this catalog and on our website. www.AllHandsFireTraining.com



FIRE FIGHTING OPERATIONS



Basic firefighting operations are essential for every fire fighter in every fire department. All Hands Fire offers fundamental programs that focus on these skills and are guided by our roster of experienced instructors.

ENGINE COMPANY OPERATIONS

A variety of programs covering Engine Company Operations is available, which includes topics such as:

- Basic Engine Company Operations / Riding Positions
- Hose Stretches (1-3/4-inch, 2-inch, 2-1/2-inch) and Fire Streams
- Water Movement, Water Supply Operations, Appliances
- Water Monitors
- High Rise, Standpipe, Fire Department Connections
- Customized programs available



LADDER COMPANY OPERATIONS

Our Ladder Company Operations programs covers the basic functions of a ladder company. These functions include:

- Riding Positions
- Ladder truck placement
- Ventilation
- Search and Rescue
- Forcible Entry
- Hydraulic Ladders
- Ground Ladders
- Utility Controls
- Overhaul
- Customized programs available



FORCIBLE ENTRY

We offer a variety of options covering Forcible Entry, including half day and full day programs. These programs include:

- Conventional Forcible Entry Techniques (inward and outward swinging doors)
- Through the Lock
- Special Operations (Power Saws)
- Customized programs available



ROPE ASSISTED SEARCH

This program instructs students on use and operation of Rope Systems for performing searches.

Topics include:

- Deploying search rope systems in large buildings
- Group search techniques
- Firefighter Rescue using search rope
- Customized programs available
- All Hands Fire is the authorized dealer for the **RIT Safety Systems**

VEHICLE EXTRICATION TRAINING

Basic, Advanced and Customized vehicle extrication programs are available. Programs include Tool Lab, Vehicle Anatomy, Patient Care, Vehicle Stabilization, and more.

ADDITIONAL FIREFIGHTER OPERATIONS TRAINING CLASS OPTIONS

- Customized training programs
- Command & Control, Leadership
- Riding Assignments, Situational Awareness, Size-Up,
- Scenario based drills can be provided and supervised for training at vacant / acquired structures





FIREFIGHTER ESCAPE SYSTEMS



All Hands Fire Equipment & Training has equipped and trained thousands of firefighter with Firefighter Personal Escape Systems. We have trained both career and volunteer fire departments and are an authorized dealer and trainer for all of the leading NFPA certified systems. The training programs that we offer include,

BASIC END USER TRAINING

The Basic End User program is a full day and includes the following:

- Introduction, Paperwork, Power Point Lecture, Written Test
- Fitting / Inspection of Harness and Escape Systems
- Skill Stations including System Deployment, Horizontal Movement, Repacking System
- (3) Simple Bailout Jumps, each anchored differently
- (3) Bailout Jumps with PPE, SCBA (on air)
- (3) Bailout Jumps with PPE, SCBA (on air), blacked-out face piece
- Debriefing

TRAIN-THE-TRAINER

The Train-the-Trainer program is two days in length and includes the following:

- Includes all contents of Basic End User program
- Written Tests
- Safety & Survival review
- Safety Belay—Classroom and Hands-on
- Class II Harness—Classroom and Hands-on
- Teachbacks—Classroom and Hands-on (at window)
- Troubleshooting system and hands-on situations
- Debriefing



ANNUAL REFRESHER / ADVANCED

The Annual Refresher program offers a half day or a full day option, which includes the following:

FULL DAY:

- Introduction, Paperwork, Power Point Lecture, Written Test
- Inspection of Harness and Escape Systems
- Skill Stations including System Deployment, Horizontal Movement, Repacking System
- (3) Bailout Jumps with PPE, SCBA (on air), blacked-out face piece
- Advanced bailout jumps

HALF DAY:

- Introduction, Paperwork, Power Point Lecture, Written Test
- Inspection of Harness and Escape Systems
- Skill Stations including System Deployment, Horizontal Movement, Repacking System
- (3) Bailout Jumps with PPE, SCBA (on air), blacked-out face piece





FIREFIGHTER SURVIVAL & RESCUE



Battling fires places firefighters in harms way each and every day. All members of the fire service should have the skills necessary to perform self-rescue and the ability to rescue a fellow firefighter. All Hands Fire Equipment & Training prides ourselves on our popular and proven Firefighter Survival and Rescue training programs.

CALLING THE MAYDAY: SAFETY & SURVIVAL

This program is a highly intensive survival program designed to give participants the skills to save themselves and downed members. Students will be placed in numerous high stress situations in which they will be required to “call a mayday” and attempt self-rescue. Students will also learn SCBA maneuvers to assist in self-rescue and self-survival. Throughout the program, advanced techniques will be provided to students to help extend their air time and improve chances for survival. The program will also cover a variety of downed firefighter packaging including carries, drags and varying floor removal techniques. Students will receive an understanding of how to use the most basic tools found on almost all apparatus in the fire service, and what can be easily carried in personal protective equipment to save yourself and another downed member.



FIREFIGHTER RESCUE / RAPID INTERVENTION TRAINING

Firefighter Rescue Training provides students with the skills necessary to rescue their fellow firefighter, should an emergency occur. Whether you have an established Rapid Intervention (R.I.T.) Team, Firefighter Assist & Search (F.A.S.T.) Team, or similar team for rescuing firefighters, all members should be prepared and knowledgeable on the skills and techniques necessary to execute a rescue.

Many of the techniques offered are lessons learned from tragedy.



Firefighter Rescue Awareness and Operations

- Length: 20 hours
- Awareness is a classroom session (4 hours)
- Operations is hands-on training (16 hours)
- Drags & Carries
- Firefighter / Victim Packaging
- Situational Awareness
- Supplemental Air Supply for Downed Firefighter / Rescue
- Using a Ladder as a High Point
- Up and Down Stairwell
- Denver Drill – Rescue from confine and tight spaces
- Rope Assisted Search – Includes large area search and rapid searches
- Nance Drill – Rescuing firefighters from basements and other lower areas
- Scenario(s): Are mission based – RIT team(s) will be provided with incident scenario(s) and will perform the rescue of downed firefighter(s). Students will utilize all skills learned in the skill stations.



** Site Requirement: Vacant Building or Fire Academy*

IMPORTANT: *These classes are physically demanding and designed to raise the level of anxiety of the students. This format is necessary in order to prepare students for real world situations where survival and lifesaving skill will be needed. Customers are to ensure that students are physically fit and capable of participating in strenuous activities.*



TECHNICAL RESCUE



CONFINED SPACE AWARENESS (NJSP)

Confined Space Awareness is a basic overview of specific hazards associated with Confined Space entry. It is designed and intended for Fire departments, Rescue units, First Aid squads but has application to public work agencies and similar private industry groups that may operate at such sites. As such, this course can be given to private industry with an additional training component.

CONFINED SPACE OPERATIONS (NJSP)

Confined Space Operations is not a rope rescue class. It is designed and intended for Fire departments, Rescue units, First Aid squads and similar groups to respond, operate and perform rescues at the first responder level.

ROPES SYSTEMS - BASIC LEVEL & OPERATIONS LEVEL

Our Basic Rope Systems program is 4 hours and introduces students to ropes and rope systems. The Operations Level (Part 2) is the more in-depth hands-on portion of our Rope Systems program. It is a 2-day training class in which participants will create various rope systems and work on rope at height.

STRUCTURAL COLLAPSE - BASIC LEVEL (Part 1) & OPERATIONS LEVEL (Part 2)

Our Basic Collapse program is 4 hour and introduces students to structural collapses and the responsibilities of emergency responders. This is a 4-hour classroom lecture and Power Point. The Operations Level (Part 2) and the hands-on portion of our Structural Collapse program. It is a 2-day training class in which participants will be introduced to structural collapse operations. This program includes:

- Tool lab / Introduction to tools and equipment specific to collapse operations
- Cut Station / Creating and operating a cutting station
- Constructing shores including vertical shores, door shores and window shores
- Constructing a raker shore (time permitting)



PETROGEN CUTTING TORCH TRAINING

Our Petrogen Cutting Torch (Oxy-Gasoline) training program is taught by factory-authorized trainers who will instruct students on the safe and practical operation of this tool. Students will receive hands-on instruction in basics of firing the torch, torch settings, cutting and more. Choose from the Basic Course (3-4 hours) or the Special Operations Course (6-8 hours).

TRAINING FOR THEATRE STAGE HANDS - BASIC ROPE RESCUE

Our Basic Rope Rescue training class was developed for stage workers in theatre and industrial settings. It focuses on workers who may have some level of responsibility during an emergency (after calling 9-1-1) to take action and assist or render aid to an injured stage worker. This programs includes:

- Classroom/Lecture session covering applicable OSHA, ANSI and related standards. It also offers a brief overview on equipment and proper applications / uses.
- Tool / Equipment hands-on review and demonstration
- Anchoring options
- Ascending and Descending
- Hauling options
- Injured workers on rope / in harnesses (conscious and unconscious)
- Scenario based rescue evolutions
- And more

Students that attended our classes are from these New York City theatres: Radio City Music Hall, Madison Square Garden, Lyric Theatre, Shubert, Winter Garden, JAZZ at Lincoln Center, Beacon, Gerald Lynch at John Jay College, Hirschfeld, Barclays Center and more.





WATER RESCUE & BOAT OPERATIONS



WATER RESCUE TRAINING

All Hands Fire offers training for water rescue operations in accordance with NFPA 1670 and that mirror the Pennsylvania Fish & Boat Commission programs. Classes include:

- Water Rescue Awareness
- Water Rescue Operations (16 hours)
- Water Rescue Technician (16 hours)



RESCUE BOAT TRAINING

These programs are designed around operations with rigid hull inflatable and similar style boats. These boats can generally operate in many water environments, including lakes, rivers, moving water and urban flooded areas. Classes that are available include:

- Basic operations and maintenance (8 hours)
- Emergency Boat Operations (16 hours)



ICE RESCUE TRAINING

The Ice Water rescue training program is compliant to NFPA 1670.

THE "GAME CHANGER" IN WATER RESCUE BOAT OPERATIONS



AB INFLATABLES - WATER RESCUE BOATS

AB Inflatables introduces the all new swift water shallow V "AS-Series". AB is constantly looking at the needs in the Rescue and Commercial industries. This new versatile use series will get into shallow flood waters without fear of what is below as well as handling the swift waters of rivers or flooded streams. Combining the best of all worlds with marine grade aluminum and 1670 D-tex CSM fabric making them the most durable boat on the market. With

No wood in the boat which makes it virtually maintenance free other than cleaning. Can attach anything needed using screws or other fasteners A 6 gallon fuel tank can be put in the bow locker on the locker equipped models with the fuel line running below deck out of the way. Clear deck area with non-skid rubber mat installed for safety.

For more information contact Sales@AllHandsFire.com



WATER RESCUE ACCESSORIES ARE AVAILABLE



Evinrude RescuePro Motor and Boat Trailer are available!



LEADERSHIP & SPECIAL PROGRAMS



STEP UP & LEAD: LEADERSHIP TRAINING & OFFICER DEVELOPMENT PROGRAMS

All Hands Fire is pleased to offer leadership programs presented by Deputy Fire Chief, Author and Instructor Frank Viscuso. Programs can be customized to meet the needs of your fire department, police department, business, school, organization or agency. Programs include:

- Officer Development
- Step Up & Lead: Leadership Traits, Skills, Customer Service
- Customer Service
- Teamwork in the Fire Service
- Leadership Workshop
- Customized Training Programs



INCIDENT MANAGEMENT TRAINING (FEMA)

These classes are the FEMA Incident Command System (ICS) management system programs. They are designed to enable effective and efficient domestic incident management by integrating a combination of facilities, equipment, personnel, procedures, and communications operating within a common organizational structure. Classes available include:

- **ICS 100** Introduction to the Incident Command System
- **ICS 200** ICS for Single Resource and Incident Action Incidents
- **ICS 300** Intermediate ICS for Expanding Incident
- **ICS 400** Advanced ICS for Command and General Staff

ANNUAL COMPLIANCE TRAINING

These programs include the annually required Bloodborne Pathogens, Right-To-Know, and HAZ-COM training classes.

IDENTIFYING HAZARDS FOR FIREFIGHTERS

This program takes a look into Size-Up, Situational Awareness and the dangers that firefighters need to recognize.

COACHING THE EMERGENCY VEHICLE OPERATOR (C.E.V.O.)

This program has become the accepted standard training class for emergency response agency drivers and operators.

TRAFFIC INCIDENT MANAGEMENT SYSTEMS (T.I.M.S.)

This program covers a variety of topics related to Traffic Incidents and Management including state and federal guidelines, terminology, notification processes, scene size-up, scene safety, risk management and more. This is the federal DOT program.

CREATING POWER POINT PROGRAMS FOR EMERGENCY SERVICE INSTRUCTORS

This program will introduce all levels of instructors to the Microsoft Power Point program. Students will learn the basics as to setting up, creating and development a Power Point presentation.

BASIC 9-1-1 TELECOMMUNICATOR TRAINING CLASS

This 40-hour 9-1-1 Basic Communications course provides students with the basic knowledge, skills, and experience to understand the functional operation of an emergency communications system, and their role and responsibilities within the emergency communications system.

EMERGENCY MEDICAL DISPATCHER (EMD) TRAINING

This course will train the EMD candidate to direct and manage their emergency medical resources through the agency medical control. This is the 32-hour EMD certification course plus eight hours for CPR certification.



DISPATCHER REFRESHER TRAINING CLASSES: Also available

The Basic 9-1-1 Telecommunications Class and the Emergency Medical Dispatcher Class are NECI Certified Training Courses.

Since 1987, NECI has provided the 9-1-1 profession with courses for training and certification of 9-1-1 employees at all levels. NECI provides basic 9-1-1 certification, advanced certification, continuing education, and instructor certification. Our classes are also registered with the NJ State Office of Information Technology, Office of Emergency Telecommunication Services.



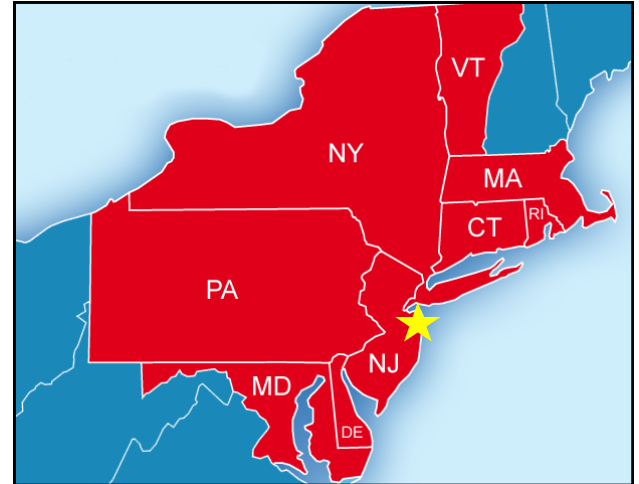
COME VISIT US!



ATTEND A CLASS... BRING THE FAMILY!

All Hands Fire Equipment's retail store and training center is located in close proximity to the regions top destinations! It's a perfect opportunity to attend a training class and also spend time with the family or friends, enjoying some great locations and events in the area.

- Fishing on a Chartered Boat
- Boardwalk - Arcade, Amusement Rides, Entertainment
- Small Victorian-style towns
- State Parks
- Summertime events, fairs, flea markets, night time fireworks
- Restaurants
- Day tips
- And much more...



*In driving distance to all major north east cities.
Transportation via mass transit is also available.*



JERSEY SHORE BEACHES
5 minutes



GREAT ADVENTURE
20 minutes



CAPE MAY ZOO
90 minutes



LAURITA WINERY
40 minutes



STONE PONY
5 minutes



SANDY HOOK PARK
20 minutes



ATLANTIC CITY
70 minutes



NEW YORK CITY
60 minutes



PHILADELPHIA
90 minutes



ESCAPE SYSTEMS REFERENCE





HOW FIREFIGHTER ESCAPE SYSTEMS WORK



TRAINING HIGHLY
RECOMMENDED



STEP 1: The Firefighter identifies the need to deploy their Escape System. They reach for the anchor hook and aggressively pull the hook up and out, releasing the hook and descender from the carry bag. The user then chooses the best anchoring option - remote anchor, ties off anchor, sill anchor. The hook is then anchored.



STEP 2:

Once the user locates a suitable anchor point, the firefighters can move to a window and "bails out". Once out of the untenable condition, the user releases the auto-lock descender and lowers themselves to safety.




STEP 3:

Once out of the untenable condition, the user releases the auto-lock descender (presses or pulls a lever) and lowers themselves to safety.



WHAT YOU SHOULD KNOW BEFORE CHOOSING AN ESCAPE SYSTEM

1. What is your budget? Costs associated with the purchase of firefighter escape systems include
 - The cost of the escape system - Rope, Anchor, Descender, Carabiner, Carry Bag, Harness
 - The cost for modifications to turnout gear, such as the addition of positioning loops, etc.
 - The cost for training your members - Basic End User and/or Train-the-Trainer
 - Extra costs for training equipment - Safety Belay, Mats, etc.
2. What type of turnout gear do you use?
 - Right side vs. Left side 'closing' turnout pants (left side is preferred for most systems)
 - Harness mounting options. Have/Need positioning loops? Internal vs. External harness.
 - Turnout coat length and configuration.
3. What system will work best for you?
 - Hip or Lumbar mounted firefighter escape system? If so, Right or Left side? (Right side is preferred)
 - Pocket pack?
5. Choosing a Training Company to provide Firefighter Escape Systems training.
 - Is the company recognized as an "Authorized Trainer" by the manufacturer?
 - Is the training company insured?
 - Are safety belays and independent student harnesses used?
 - Is the training company reputable? Check references and testimonials.





ESCAPE SYSTEMS REFERENCE



FIREFIGHTER ESCAPE SYSTEM - YOU CHOOSE!



**TRAINING HIGHLY
RECOMMENDED**



PETZL EXO ESCAPE SYSTEM

- NFPA 1983-2012
- 50-ft Technora Rope
- EXO Auto-Lock descender
- Petzl Hook with Hitch Slot



STERLING F4 ESCAPE SYSTEM

- NFPA 1983-2012
- Rope: FireTech, SafeTech, EscapeTech
- F4 Auto-Lock descender
- Hooks: Lightning GT or LS, Crosby



DEUS ESCAPE SYSTEM

- NFPA 1983-2012
- Cut and Heat resistant rope
- DEUS 3100 Hands-Free descender
- Hook Options: DEUS, Crosby, etc.



RIT P.R.E.S.S. ESCAPE SYSTEM

- NFPA 1983-2012
- Rope Options: Kevlar Rope or Webbing
- FIRE-AL Auto-Lock descender
- Hooks: RSS, CMC, Crosby, RPI



RPI ESCAPE SYSTEM

- NFPA 1983-2012
- Cut and Heat resistant rope
- CMC Escape Artist Auto-Lock descender
- RPI Hook with Hitch Slot



CMC ESCAPE SYSTEM

- NFPA 1983-2012
- Cut and Heat resistant rope
- CMC Escape Artist Auto-Lock descender
- Hooks: CMC or CMC Lite with Hitch Slot

FIREFIGHTER ESCAPE SYSTEM - ACCESSORIES



Gemtor 541NYC Class II Harness

Manufactured by Gemtor

This is the personal harness used by the FDNY for more than 20 years. Choose from right side or left side closure. Equipped with a lightweight aluminum Pompier Hook and sliding D ring to attach an escape system. Position loops on turnout pants are recommended.



RIT Class II Harness

Manufactured by RIT Safety Solutions

The Class II Harness provides comfort for everyday use in the fire industry and is designed to be worn outside of the gear. It is designed to raise the center of gravity and, when used properly, will prevent the risk of inverting or tipping from side to side. Can be pre-rigged with any of our Emergency Egress Systems.

Gemtor #556 Universal Hip Bag

Manufactured by Gemtor

Fits most escape system with 50-feet of rope. Available in Cordura or FR.



Gemtor #557 Lumbar Bag

Manufactured by Gemtor

Fits most escape system with 50-feet of rope. Available in Cordura or FR.



All Hands Fire Pocket Bag

Manufactured by 343 Fire

Fits most escape system with 50-feet of rope. Fits in users bunker pants pocket. Made of Magna-Tuff material. Universal for either right or left side deployment.



Sterling Mercury Lumbar Bag

Manufactured by Sterling Rope, Inc.

Fits the F4 Escape Systems with 50-feet of rope. Made of Cordura with reflective striping. Choose Right or Left side.



OTHER REPLACEMENT PARTS AND ACCESSORIES AVAILABLE:

Replacement Rope | Carabiners | Anchor Hooks | Bags | Descenders | and more





TESTIMONIALS



City of Newark Fire Department, Newark, New Jersey

June 18, 2012

Our department selected All Hands Fire Equipment, located in Neptune, New Jersey, as our preferred vendor for the purchase of the Sterling F4 Escape System with Mercury Bag and the Gemtor 541NYC Harness. All Hands Fire Equipment was also contracted to provide both End User and Train-the-Trainer instruction to our members.

In working with Donald Colarusso of All Hands Fire Equipment, we found him to be extremely knowledgeable and accommodating on the Escape Systems as well as with the various levels of training. Don took great pride in his work and assuring that our members are made safe with the potentially lifesaving equipment and training.

On behalf of the Newark Fire Department, I recommend All Hands Fire Equipment to any fire department seeking to pursue a safer work environment for its members through the acquirement of Firefighting Escape System, Escape Systems Training and related equipment.

Fateen A. Ziyad
Fire Director

City of Wichita Fire Department, Wichita, Kansas

July 19, 2013

Wichita has a long history of providing our members with safety gear including personal safety systems. Four years ago as we were researching equipment and field testing numerous systems one of our members reached out to Don Colarusso with All Hands Fire for some assistance and recommendations. Since this time, Wichita has purchased a Sterling F4 PSS for every member of the department and are now converting over to the Gemtor 541NYC Harness. Don and Jim Ogle from All Hands Fire recently came to Wichita to provide our members training over the Gemtor Harness. The class was a mix of classroom lecture and hands on training. Wichita FD members were extremely happy and impressed with the knowledge and experiences the instructors shared. Hands on training is the only way to ensure the safety of our members, All Hands Fire with Don and Jim hit a homerun and provided outstanding training over the PSS and Gemtor Harness. The instruction All Hands Fire provided was realistic and each student was given an opportunity to ask questions and or try a number of different techniques.

Often times after a sale is made with a company the dialogue and customer service piece falls by the way side. All Hands Fire Equipment has been a pleasure to work with and is always quick to answer a question or provide technical assistance to the Wichita Fire Department. I would highly recommend All Hands Fire for not only equipment needs but hands on training as well. Great job!

Kelly Ross
Captain

Borough of Neptune City Police Department, Neptune City, New Jersey

October 16, 2012

On behalf of the Neptune City Emergency Response Team (C.E.R.T.), I would like to thank you for the Search & Rescue training block of instruction you provided on September 19 and 22, 2012. Your use of subject matter and your personal experiences in responding to Search & Rescue missions allowed the participants a better platform of understanding the subject matter concept.

Members of the C.E.R.T. are still talking about their experiences with the hands-on practical training you provided. The collapse simulator created by your staff gave a real life experience while maintaining a safe environment for the participants. The training and experience of your staff was evident as they provided direction and answered questions during the practical training. We hope to continue the use of this equipment to train further in the future.

Edward Kirschenbaum, Sr.
Public Safety Director

References are available upon request.



LEARN FROM EXPERIENCE



July 2014: Alexandria, Virginia
Petzl EXO / FF Survival / Bailout Training



October 2014: Cairo, New York
Basic & Advanced Vehicle Extrication Training



March 2014: Tinton Falls, New Jersey
Rapid Intervention / Firefighter Rescue Training



March 2015: USMC Quantico, Virginia
Gemtor Harness / Firefighter Rescue Training



July 2014: Lyric Theatre, New York City
Theatre Stagehands / Rope Rescue Training



October 2013: Sloatsburg, New York
Sterling F4 / FF Survival / Bailout Training




July 2013: Wichita, Kansas
Gemtor Harness / Firefighter Rescue Training



November 2014: Stratford, Connecticut
Gemtor Harness / Firefighter Rescue Training



March 2011: Panama City, Panama
Various Firefighting Operations Training



January 2015: City of Newark, New Jersey
Sterling F4 / FF Survival / Bailout Training



November 2014: Montgomery County, PA
Structural Collapse & Shoring Training




September 2014: Kearny, New Jersey
Swift Water Operations & Technician Training

DEUSTM
DEUS • RESCUE



ALL HANDS FIRE EQUIPMENT & TRAINING

PO Box 1245
Wall, NJ 07719



RECEIVE 5% OFF YOUR NEXT ONLINE PURCHASE. USE CODE: 2015TC

www.AllHandsFire.com